



RITZGLAS®

A. B. Chance Technology

SECTIONAL DISCONNECTS AND UNIVERSAL STICKS



Certified Quality Serving the Lineman



ATR-0071-10

Ritzglas® Sectional Hot Stick

INTRODUCTION

RITZGLAS® SECTIONAL HOT STICK is made to guarantee the safety distance and the necessary insulation during the jobs in electrical installations, being, therefore, a tool and at the same time, one of the most used safety equipments for these purposes.

It's normally supplied with a brass-silicium universal head, which is suitable to be used with tools for circuit breakers, besides allowing the use of optional heads and a large variety of universal tools, specially designed for various applications such as:

- Knife-switch operation;
- Cutout switch operation;
- Removal and Installation of cartridge cutout;
- Voltage Detector operation;
- Installation and removal of temporary grounding equipment and hot line clamp;
- Tree trimming;
- Cleaning of electrical network;
- Lamp replacement, a.s.o.

CONSTRUCTIVE CHARACTERISTICS

Made with fiberglass tube, impregnated with epoxy resin and filled with polyurethane foam, **RITZGLAS® SECTIONAL HOT STICK** has great mechanical resistance and an excellent dielectric strength, which are essential features meeting ASTM F 711, IEC 855 and NBR 11854 Standards.

In order to make handling, conditioning and transportation easier, **RITZGLAS® SECTIONAL HOT STICK** is made of standardized elements, sectional and interchangeable, adaptable through fitting, and locked with fast fitting pin.

Its total length, suitable for each voltage class, is obtained by varying the number of elements used, which goes from 1 through 5, according to the Technical Specification Table.

There are two models according to the diameter:

- Regular, with 38mm diameter base and intermediary elements, and 32mm diameter end element.
- Light, with 32mm diameter base and intermediary elements, and 25mm diameter end element.


TECHNICAL SPECIFICATIONS

REFERENCE	NUMBER OF ELEMENTS						TOTAL LENGTH (mm)	MAX. VOLTAGE (kV)	APPROX. WEIGHT (kg)	
	BASE	Ø	INTERM.	Ø	END	Ø				TOTAL
VMR-15	1	32	-	-	-	-	1	1250	20	0,90
VMR-15/L	1	25	-	-	-	-	1	1250	20	0,80
VMR-30	1	38	-	-	1	32	2	2700	150	2,30
VMR-30/L	1	32	-	-	1	25	2	2700	150	1,70
VMR-45	1	38	1	38	1	32	3	3950	300	3,50
VMR-45/L	1	32	1	32	1	25	3	3950	300	2,50
VMR-70	1	38	2	38	1	32	4	5200	400	4,70
VMR-70/L	1	32	2	32	1	25	4	5200	400	3,30
VMR-90	1	38	3	38	1	32	5	6450	500	5,90
VMR-90/L	1	32	3	32	1	25	5	6450	500	4,20

CONDITIONING

Red canvas bag with black reinforced plastic handle and finishing, with inside dividers suitable for the hot stick elements, and extra bag for heads.

SLD TYPE CANVAS BAG WITH EXTRA BAG FOR HEADS



REFERENCE	INSIDE DIVIDERS	DIMENSIONS (mm)		APPROX. WEIGHT (kg)
		LENGTH	WIDTH	
SLD-15/B	1	1.300	120	0,30
SLD-15/LB	1	1.300	120	0,30
SLD-30/B	2	1.500	180	0,60
SLD-30/LB	2	1.500	180	0,60
SLD-45/B	3	1.500	240	0,70
SLD-45/LB	3	1.500	240	0,70
SLD-70/B	4	1.500	400	1,10
SLD-70/LB	4	1.500	400	1,10
SLD-90/B	5	1.500	500	1,40
SLD-90/LB	5	1.500	500	1,40

Ritzglas® Sectional Hot Stick


RITZGLAS® SECTIONAL HOT STICK ELEMENTS

The elements can be separately specified when replacement or assembly of a stick with the adequate length is necessary, according to the table below.

VMR-S - End element with CS-U support universal head.



VMR-I - Intermediary element.




VMR-P - Base element.



REFERENCE	DESCRIPTION	Ø	LENGTH (mm)		APPROX. WEIGHT (kg)
			USEFUL	TOTAL	
VMR-S	End element	1	1.250	1.450	1,20
VMR/L-S	Light end element	1	1.250	1.450	0,80
VMR-I	Intermediary element	2	1.250	1.450	1,20
VMR/L-I	Light intermediary element	2	1.250	1.450	0,90
VMR-P	Base element	3	1.450	1.450	1,10
VMR/L-P	Light base element	3	1.450	1.450	0,80

FITTING SYSTEM



Ritzglas® Sectional Hot Stick

HEADS

Standardized heads, with universal fitting, adaptable to CS-U support universal head.



CP-1/U



CP-3/U



CP-5/U



CP-11/U



CP-13/U



CP-14/U

NOTE: Different heads can be supplied according clientes specifications.

REFERENCE	DESCRIPTION	APPROX. WEIGHT (kg)
CP-1/U	Brass-silicium head, with circuit-breaker operation shaft and fitting for cartridge cutout catch.	0,20
CP-3/U	Inclined aluminum head, with circuit-breaker operation shaft and fitting for cartridge cutout catch.	0,20
CP-5/U	Steel head for HXO switches operation.	0,30
CP-11/U	Inclined steel head, with circuit-breaker operation shaft and fitting for cartridge cutout catch.	0,35
CP-13/U	Brass-silicium head, with circuit-breaker operation shaft and fitting for cartridge cutout catch.	0,25
CP-14/U	Brass-silicium head, with circuit-breaker operation shaft	0,15

SPARE PARTS



REFERENCE	DESCRIPTION	APPROX. WEIGHT (g)
CS-U	Brass-silicium universal support head for 32 mm diameter end element.	280
CS-U/L	Same, for 25mm diameter light end element.	260
TP-1	Rubber end for 38 mm diameter hot stick grip.	5
TP-1/L	Same, for 32 mm diameter light hot stick clamp.	4
PE-1	Brass fitting pin, for 38 mm diameter hot stick, and springs of stainless steel.	20
PE-1/L	Same, for 32 mm diameter light hot stick.	10
AM-1	Stainless steel ring for 38 mm diameter hot stick.	8
AM-1/L	Same, for 32 mm diameter light hot stick.	4

NOTES:

- 1 - Any fixed head (different of CS-U above) can be supplied according clients specifications.
- 2 - For further information about our hot stick maintenance and recovery, request our GUIDE FOR HOT STICKS RECOVERING.
- 3 - Since the Ritz do Brasil has a policy of continuous product improvement, it reserves the right to change design and specifications without notice.



RITZ DO BRASIL S. A.

Sucessora da RITZ-CHANCE

Rod. BR 381 - Km 430 - CP.: 54 - CEP.: 32530-000
Betim - Minas Gerais - Brazil

Phone: (+55 31) 539.7000 - Fax: (+55 31) 539.7100

e-mail: ritz@ritzbrasil.com.br - home page: www.ritzbrasil.com.br